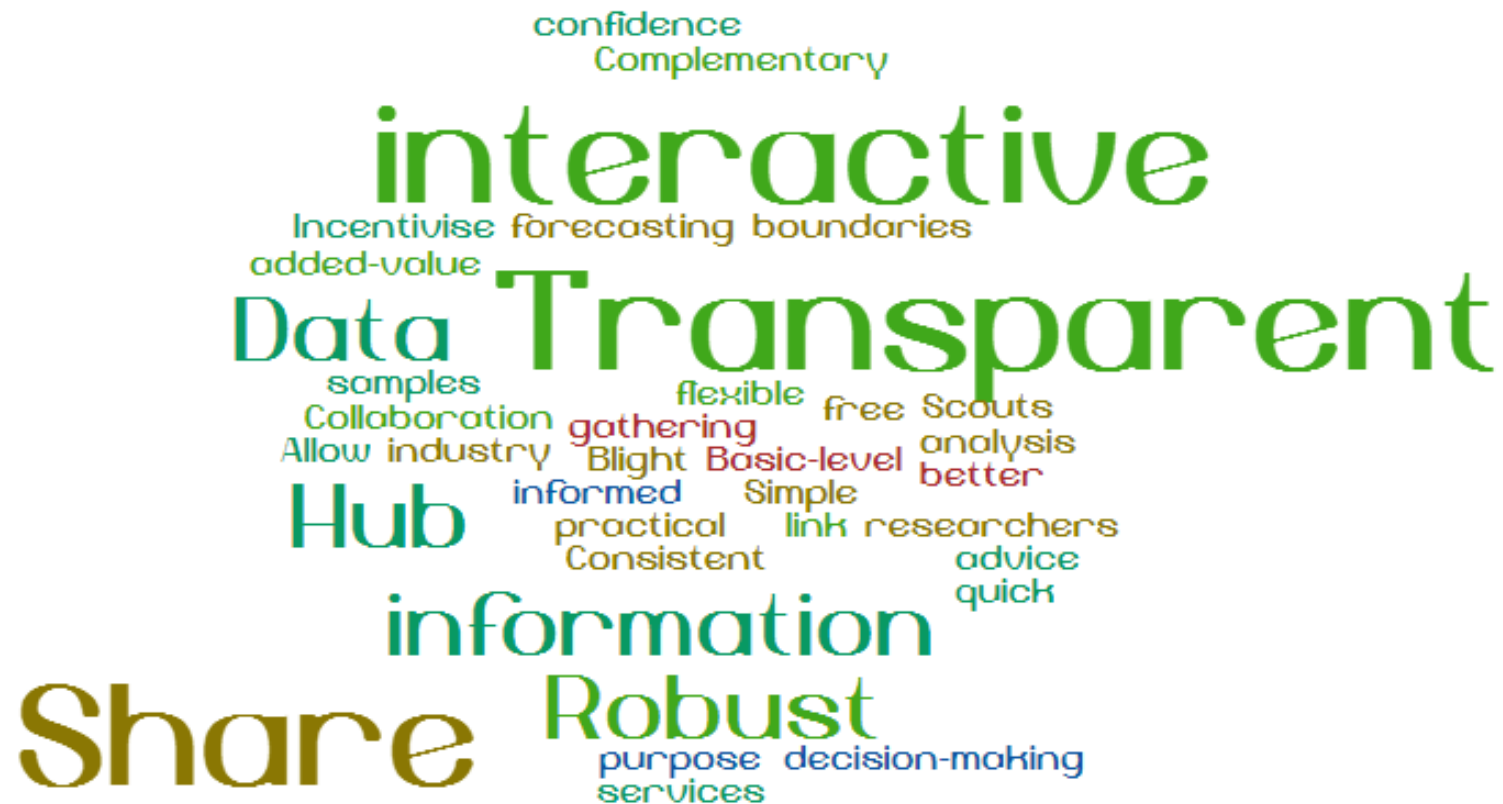


Disease Management

BLIGHT



STAKEHOLDER PRIORITIES:



Transparent

Interactive

Robust

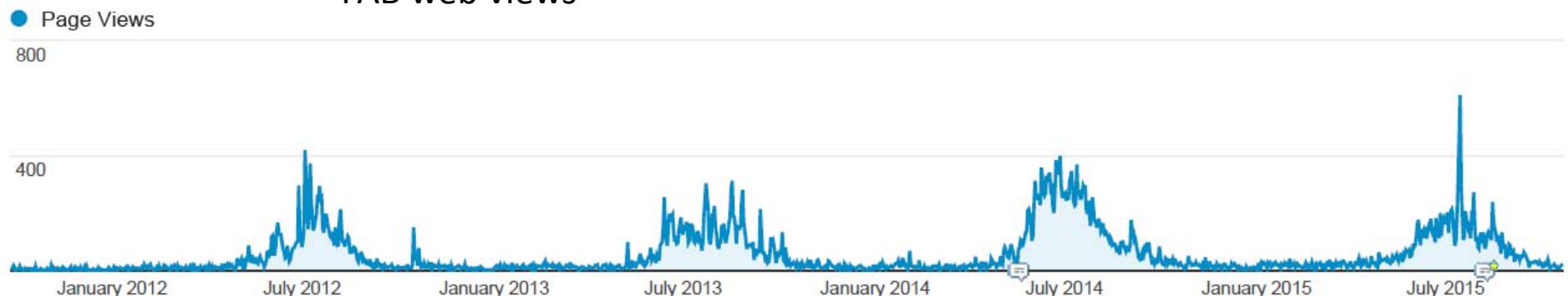
Share

Current – Blightwatch & FAB



- Blightwatch Partners in delivery with 101 & MetOffice
- Blightwatch has over 2000 visits in a normal year
- Blight Scouts: 135 Scouts, 40 scouts send in 60% of samples
- Between 160 and 320 samples in a season this year 71 samples
- 48 registered Monitors (this number is falling)
- Texts alerts - 30,000 (100,000 in high pressure season)
- Email alerts - 50,000 (65,000 in high pressure season)

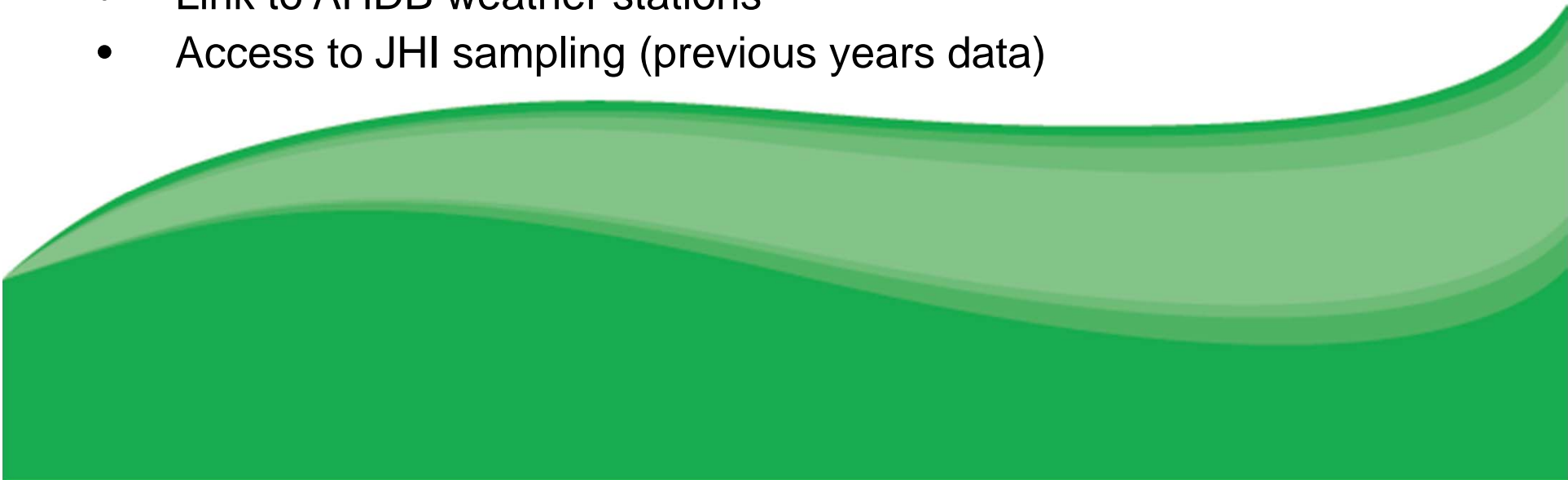
FAB web views



Blightwatch Improvements:

- Forecast data so that you can receive alerts of Smith Periods or near misses up to 3 days ahead.
- Create your own trigger point based on the same temperature and humidity criteria we use for Smith Period reporting.

FAB Improvements:

- Photo upload
 - Improved maps
 - Auto GPS location
 - Link to AHDB weather stations
 - Access to JHI sampling (previous years data)
- 
- A decorative graphic at the bottom of the slide consisting of several overlapping, wavy, horizontal bands of green. The bands vary in opacity, creating a layered effect. The overall shape is a broad, low curve that spans the width of the slide.



2016 Launch

Keep Scouting!

